


CAMBRIDGE


Second Edition

Monty's Alphabet Book

American
English



z




j

k

a



u



f

o

m



Catherine Johnson-Stefanidou

To the Teacher

This book has been written to help children recognize and write the letters of the English alphabet. Supported by engaging pictures, all activities are intended to motivate them in the process of learning.

Each page presents the upper and lower case of one letter, and its corresponding word, at a time. Students practice forming and writing the letter with the help of clear guidelines. Following this handwriting practice is a letter recognition activity where children will have fun circling, matching, and coloring letters and words. Lastly, students are invited to write the letters they have learned in a whole word context. Activities include completing words with the help of letter, word and picture prompts, writing the first letter of a word next to its picture, and doing very simple crossword puzzles and word search puzzles. Every third page ends with an *I can write ...* activity where students can trace the letters they have practiced over the last three pages.

Within this book there are also three review pages, entitled *My Alphabet*. These pages contain exciting activities and puzzles to enable children to recycle and consolidate what they have learned. At the end of the book there is a two-page picture dictionary for students to write the alphabet words and color the pictures. This is followed by an intriguing alphabet puzzle.

We hope you and your students have fun learning and practicing all the different letters and words of the English alphabet with **Monty's Alphabet Book!**

Teaching tips

- Introduce each letter to the students by first writing the letter on the board or holding up an alphabet flashcard. Point to the letter and say the sound. Then tell students to open their alphabet books and point to and finger trace both cases of the letter at the top of the page while saying its name. Students next point to the lower case letter and then to the picture, saying the sound of the letter followed by the picture word, e.g. *a – apple*.
- Students may enjoy forming new letters with modelling clay before they practice writing them.
- Encourage students to say letters and words aloud while they are circling, matching, or coloring them in their books.
- Give students the opportunity to recycle and practice the pronunciation of the letters and words with the alphabet flashcards. This can be done by playing “Guess the letter” or “Guess the word” games that involve holding a card behind your back and inviting students to guess which one it is.
- Students can play the game “What’s the letter?” with each other by writing a letter in the air or on their partner’s back with their index finger and asking their partner to guess.
- If you feel your students need further practice writing letters and words, you can ask them to make their own alphabet books that they can illustrate with pictures and words.

CAMBRIDGE
UNIVERSITY PRESS

University Printing House, Cambridge CB2 8BS, United Kingdom

Cambridge University Press is part of the University of Cambridge.

It furthers the University's mission by disseminating knowledge in the pursuit of education, learning and research at the highest international levels of excellence.

www.cambridge.org

Information on this title: www.cambridge.org/9781107431447

© Cambridge University Press 2009, 2015

This publication is in copyright. Subject to statutory exception and to the provisions of relevant collective licensing agreements, no reproduction of any part may take place without the written permission of Cambridge University Press.

First published 2008


Second edition 2015

Printed in China by Golden Cup Printing Co. Ltd

A catalogue record for this publication is available from the British Library

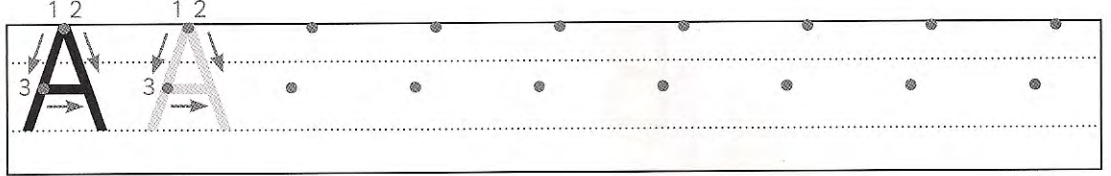
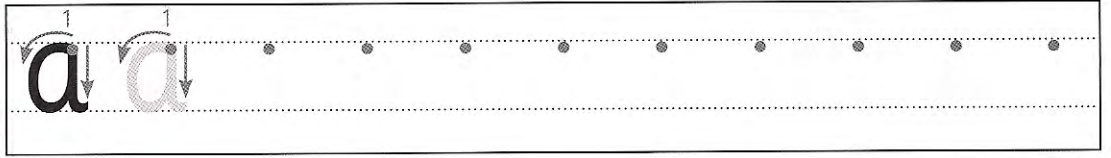
ISBN 978-1-107-43144-7 Monty's Alphabet Book

Cambridge University Press has no responsibility for the persistence or accuracy of URLs for external or third-party internet websites referred to in this publication, and does not guarantee that any content on such websites is, or will remain, accurate or appropriate.



apple

1 Write.



2 Circle a and A.



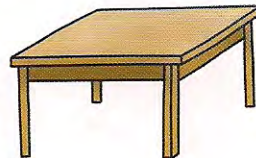
3 Look, match, and write.

alphabet

cat

apple

table




c _ t

a lph a bet

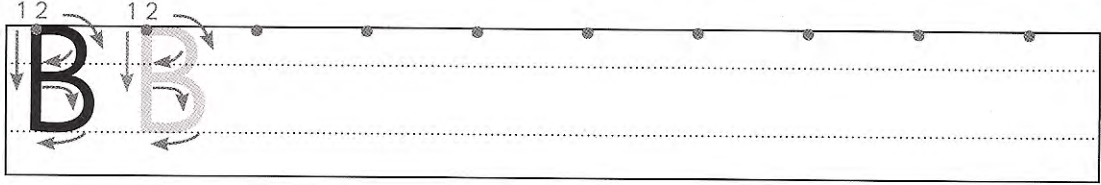

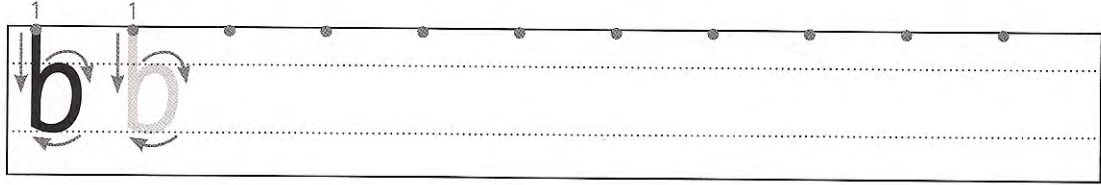


t _ ble

_ pple

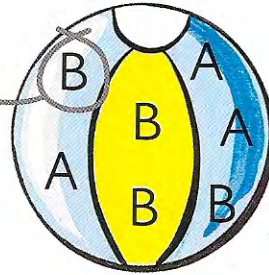
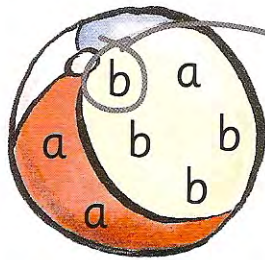


book

1 Write.



2 Circle and match b and B.




3 Look, match, and write.

ball



— — g

bat



b a l

bag




— — n — n —

banana



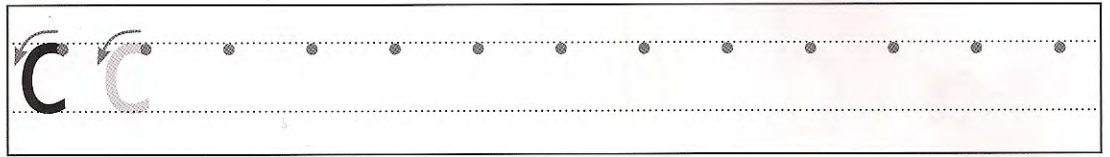



— — t

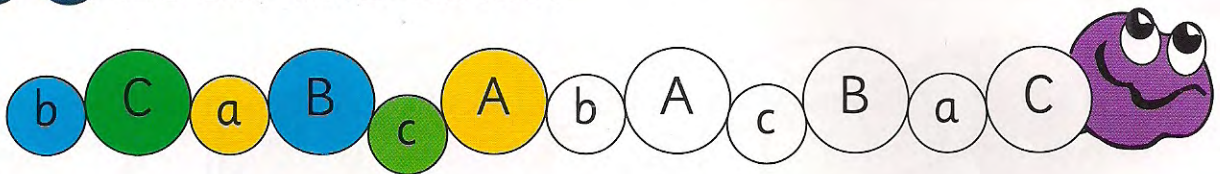


cat




1 Write.



2 Look and color.



3 Write the first letter.



I can write ...



Dd




dog

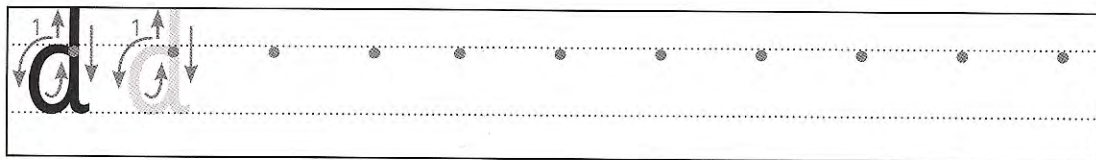
1



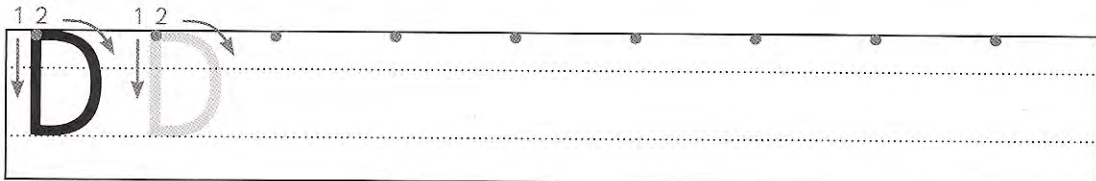
Write.



d



D



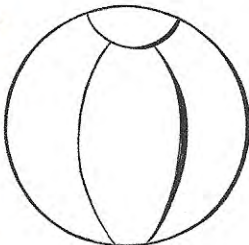
2



Color the "d" words.




dog




ball



doll



door



bus

3



Circle and write.



b c

c ar



b d

__ ike



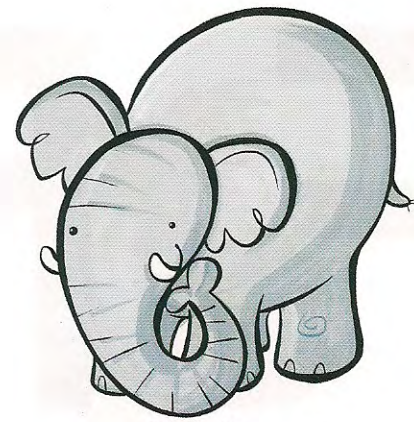

b d

__ og



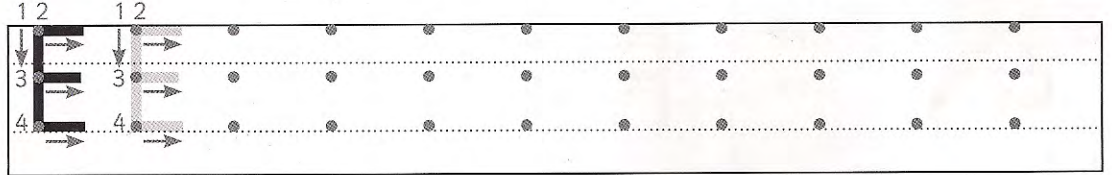

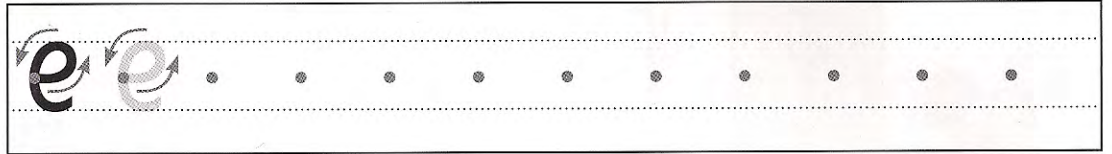
c d

__ oll

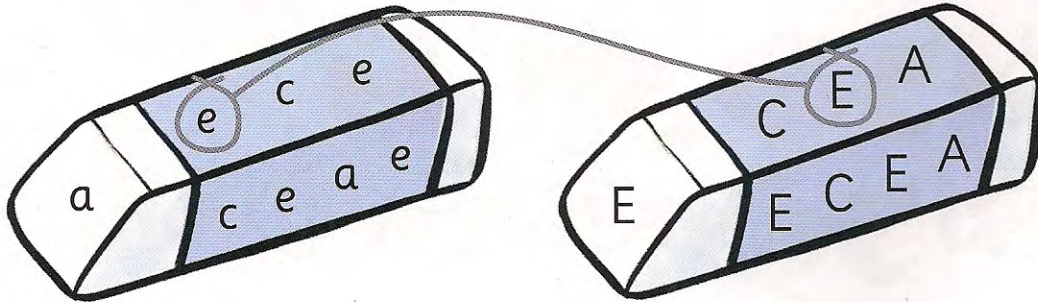


elephant

1 Write.



2 Circle and match e and E.




3 Look, match, and write.

pen

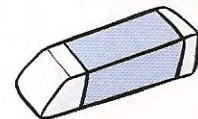
eraser

elephant

seven



7



_ l _ ph _ nt

p _ e _ n

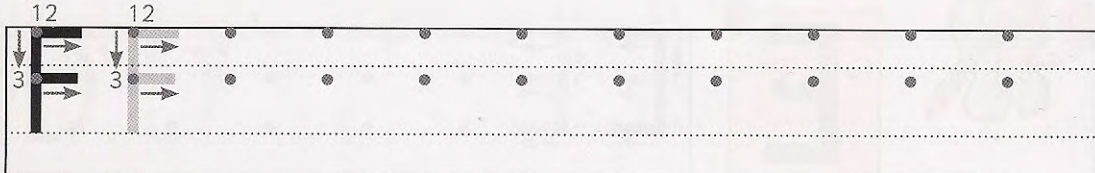

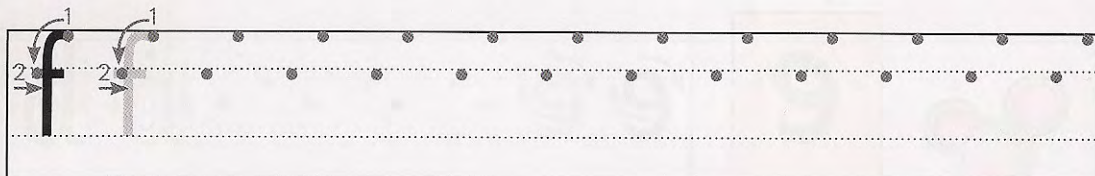
s _ v _ n

_ r _ s _ r




fish


1 Write.



2 Look and color.




3 Write the first letter.



I can write ...



Gg



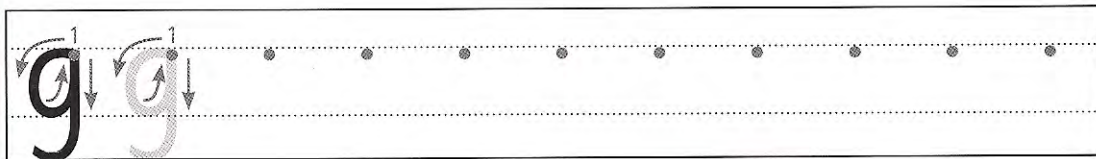
guitar

1


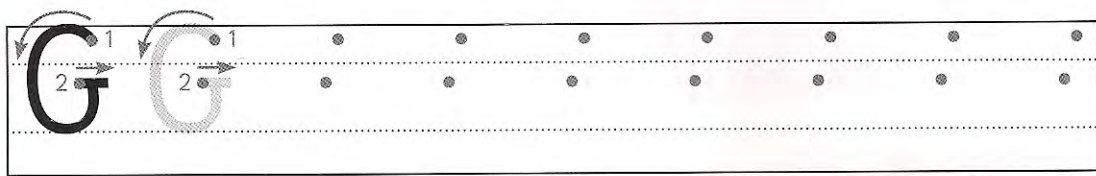


Write.

g



G



2



Circle and match g and G.

g f g e f e g e f g f g
E G F E G F E G F G G F

3



Look, match, and write.

guitar

bag

dog

green




_ o _

_ r _ _ n

g u i t a r

_ _ _

Hh




hippo

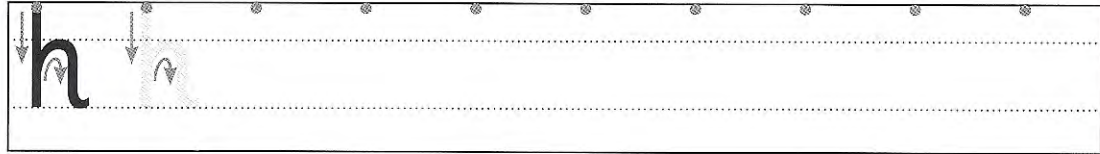
1



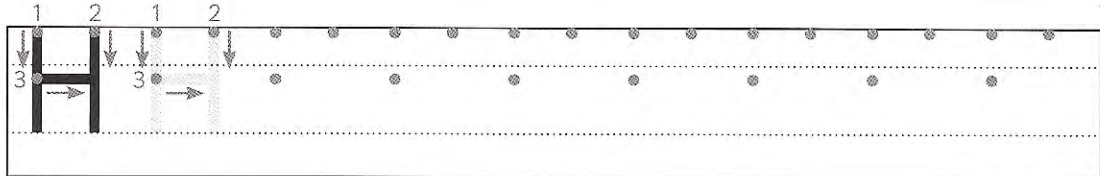
Write.



h



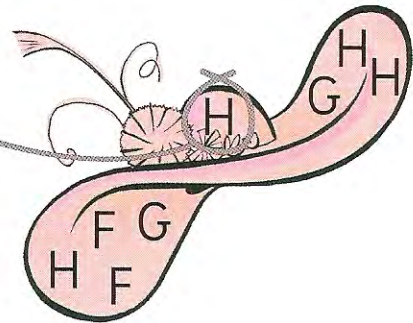
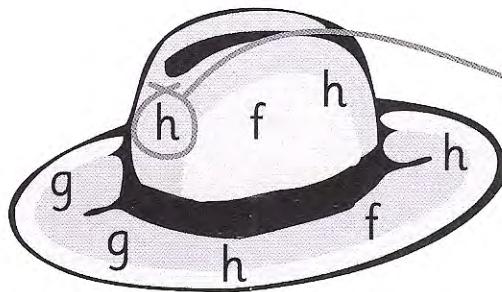
H



2



Circle and match h and H.



3




Circle and write.

c	h	i	p	p	o	d
h	f	h	e	h	a	o
a	d	a	f	a	b	r
n	g	t	h	r	c	e
d	h	o	r	s	e	l
h	a	l	l	w	a	y



h and



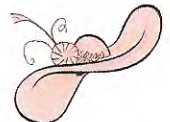
— ippo





— allway



— orse

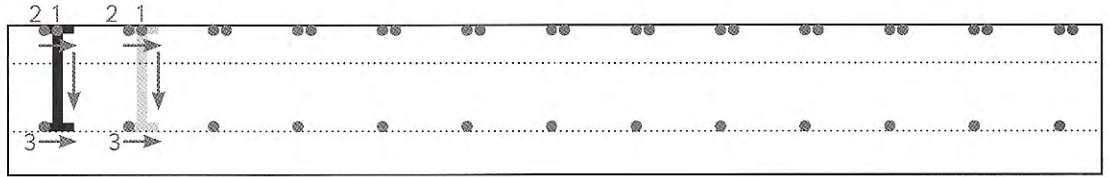

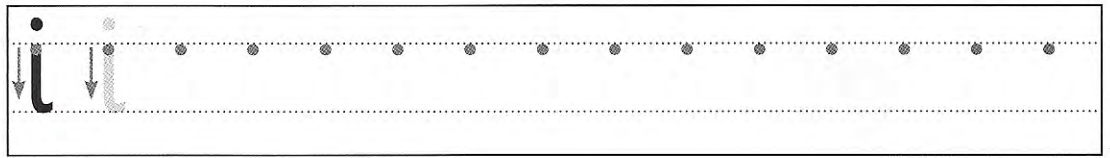



— at

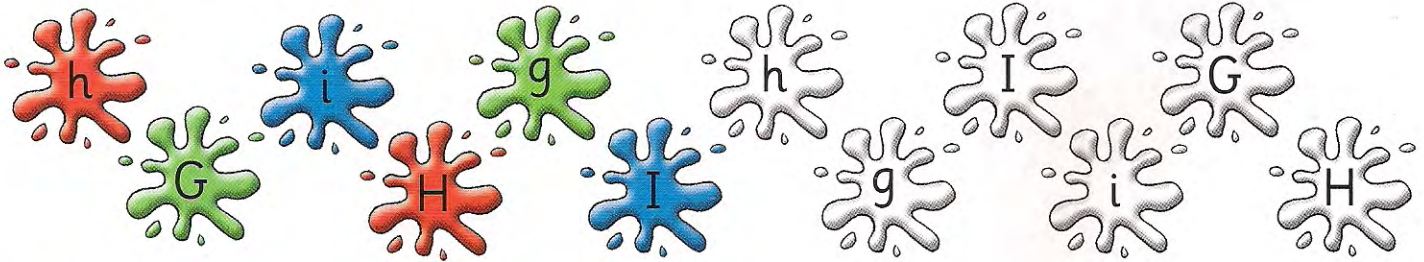


igloo

1 Write.



2 Look and color.



3 Match and write.

9

5

8

6

s _ x

n i ne

f _ ve

e _ ght

I can write ...



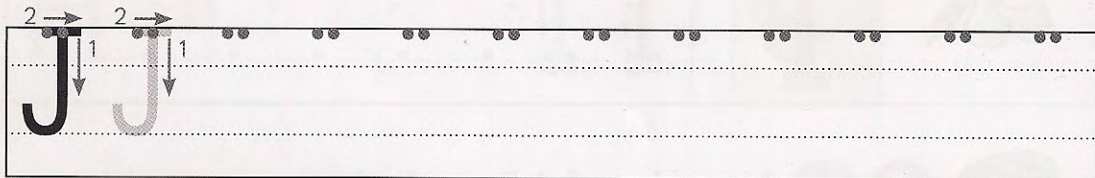

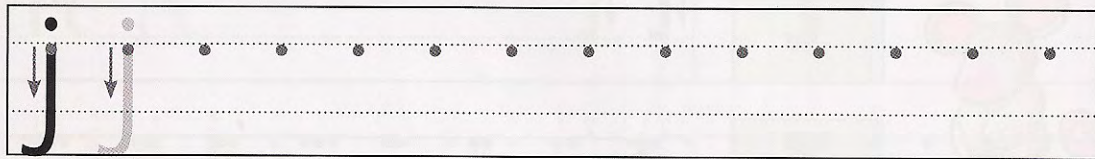




jacket

1



Write.



2



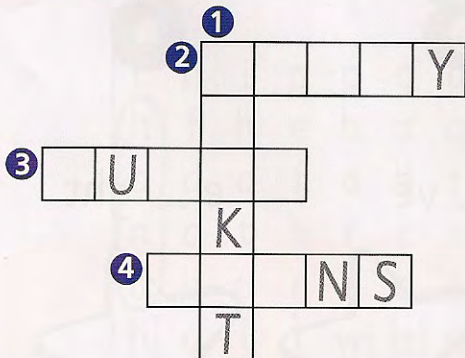
Circle and match j and J.



3



Complete.



JACKET





JELLY



JUICE



JEANS

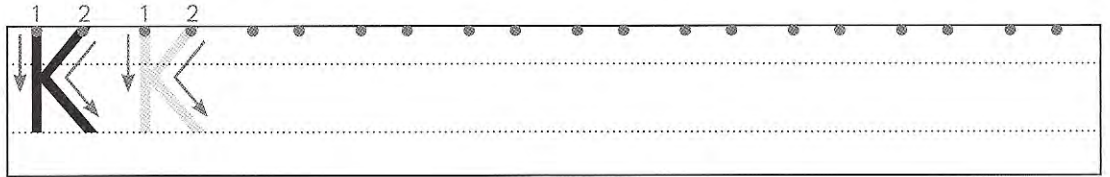

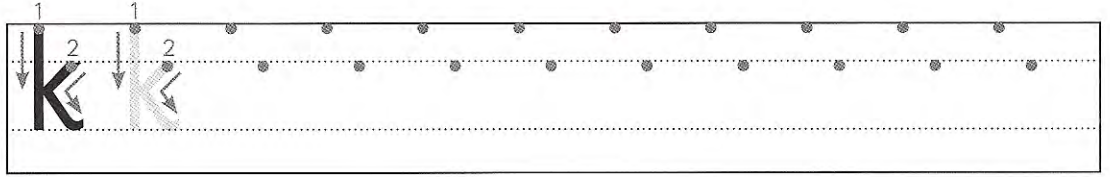



kite

1




Write.




2



Color the words with "k."




snake



book



ice cream



monkey

3



Match and write.



i k



a k



k i




a k

M a s k man

b _ _ e

c _ _ e

_ _ te








leg

1



Write.



2



Look and color.


ghijkl

I L J H G K

3



Match and write.



basketba _ _

_ leg


A _ ex

b _ ue

I can write ...

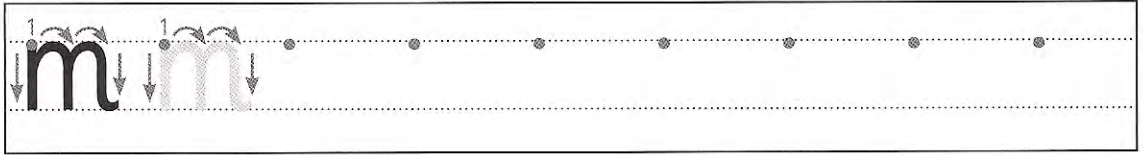


Mm

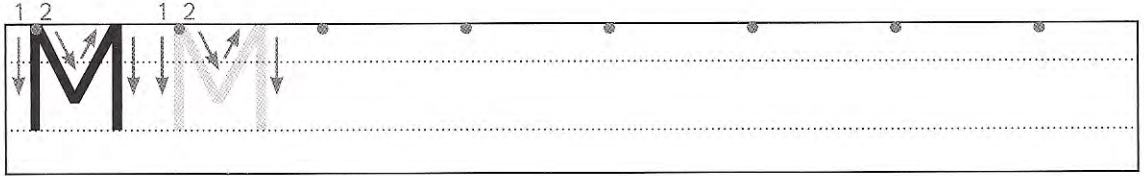


1 Write.

m



M



2 Circle m and M.



monkey



Marie



Mrs. Star



mouth



Maskman




motorcycle

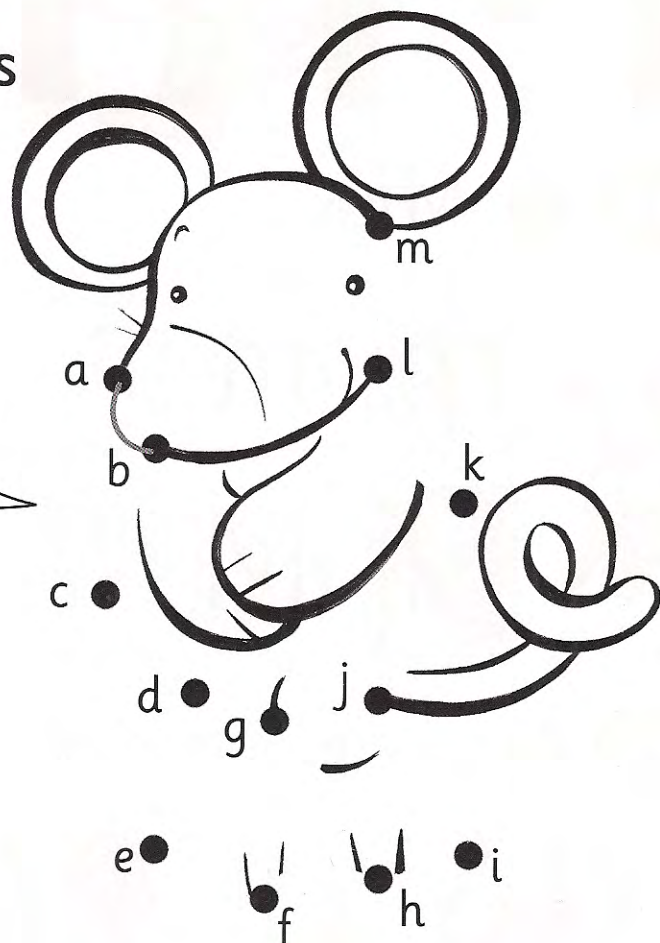
3 Write.

a	b	c	—	e	—	g	—	i	—	k	—	m
A	B	—	D	—	F	—	H	—	J	—	L	—



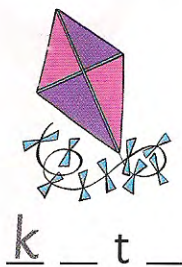
My alphabet

- 1  Connect the dots a-m. Color.




- 2  Circle and write.

f	i	s	h	a	a
c	e	d	m	j	p
k	b	o	o	k	p
h	d	g	f	i	l
a	i	m	l	t	e
j	a	c	k	e	t



Nn

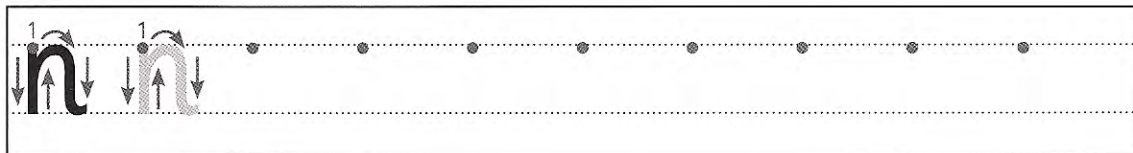



nose

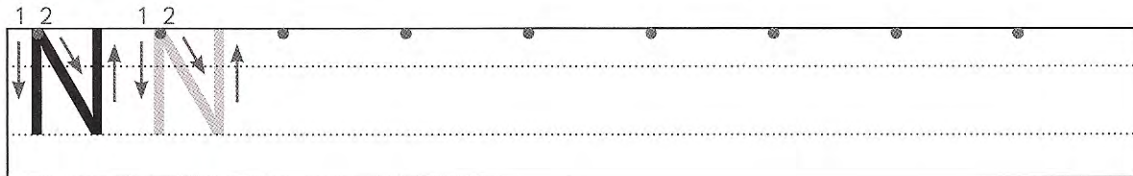
1 Write.



n



N



2 Circle and match n and N.

n m h n h m n m n n h m
H M N M N M H N N M H N

3 Count, match, and write.




10

te _




1

o n e





7

seve _



9

_ i _ e

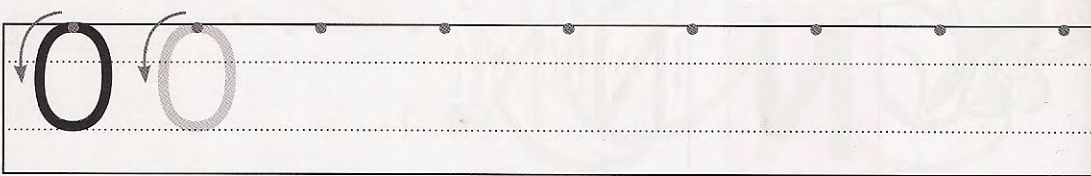






orange

1



Write.




2



Circle and match.

2



4

3




Look, match, and write.

four

orange

door

mouse



4



_ r _ _ _

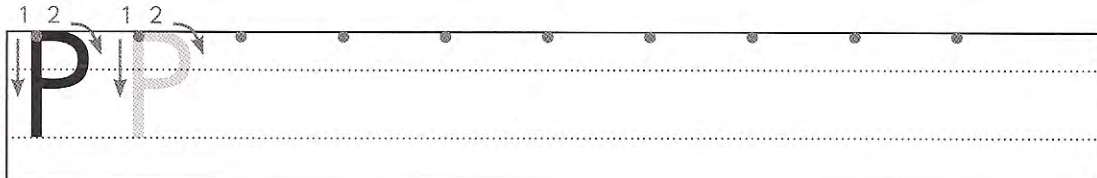
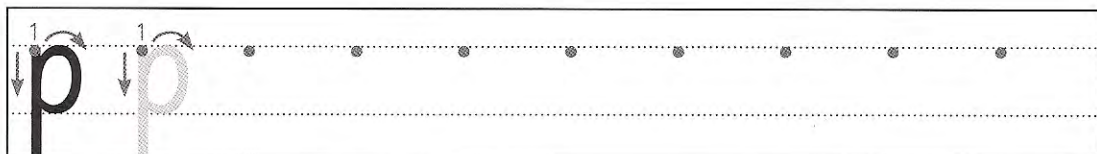

_ _ us _

f o ur


_ _ _ r




1 Write.



2 Circle and match p and P.



3 Write the first letter.

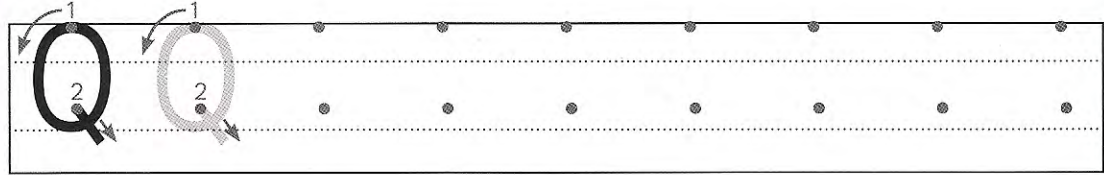
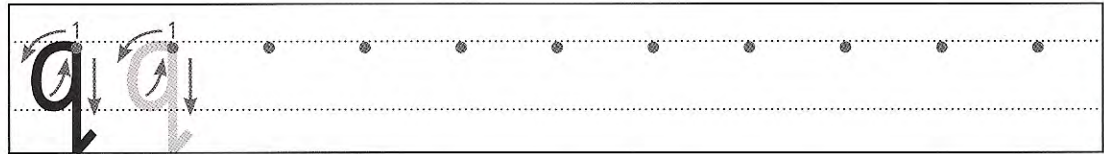



I can write ...





1 Write.



2 Circle and match q and Q.



3 Look, match, and write.

queen

guitar

quick

goat




__ _ t

q u e e n


__ u __ t __ r

__ u __ _

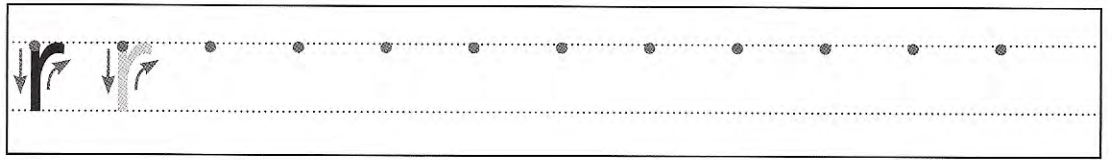
Rr

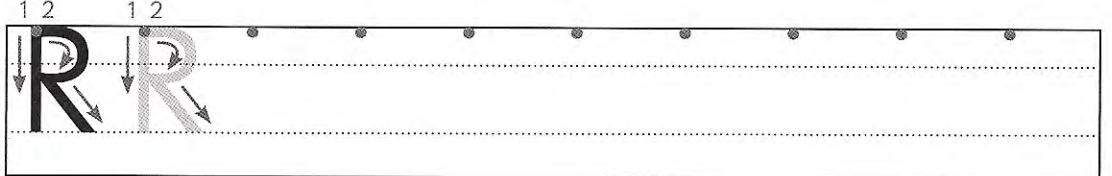
1 Write.



r



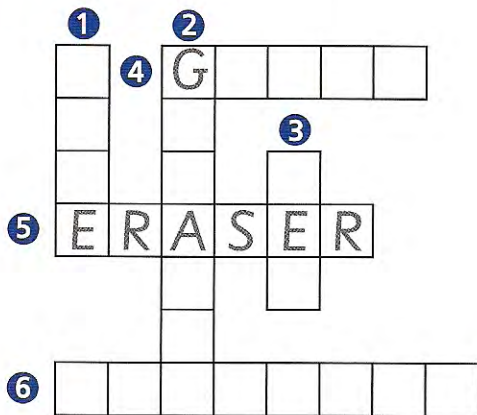
R



2 Circle r and R.



3 Complete.



RIDE



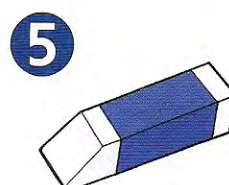
GIRAFFE



RED



GREEN



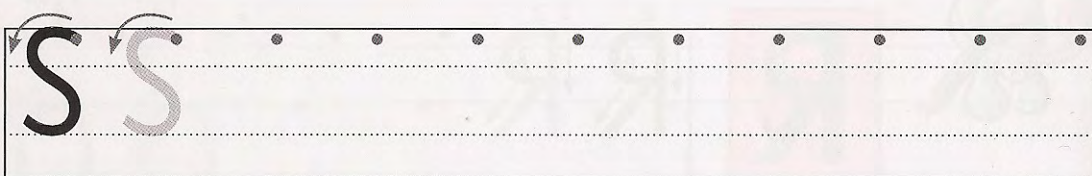



ERASER




ICE CREAM



1 Write.



2 Color the "s" words.



3 Match and write.



s kirt



__ hoe __





T-__ hirt



__ ock __

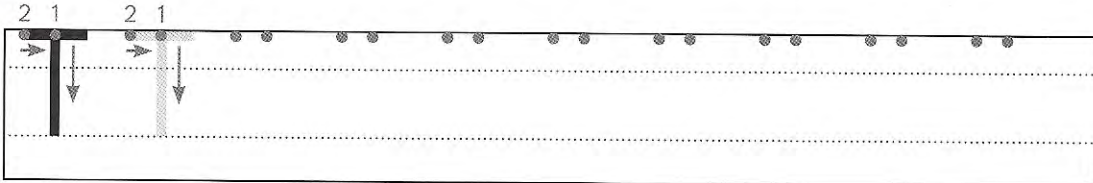

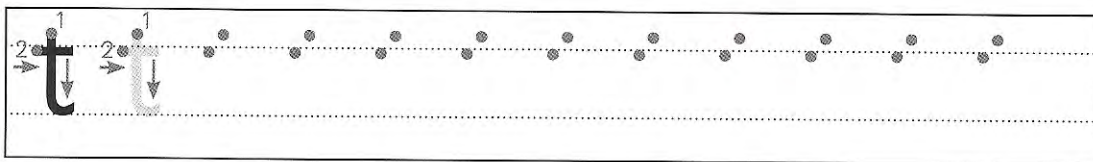

I can write ...



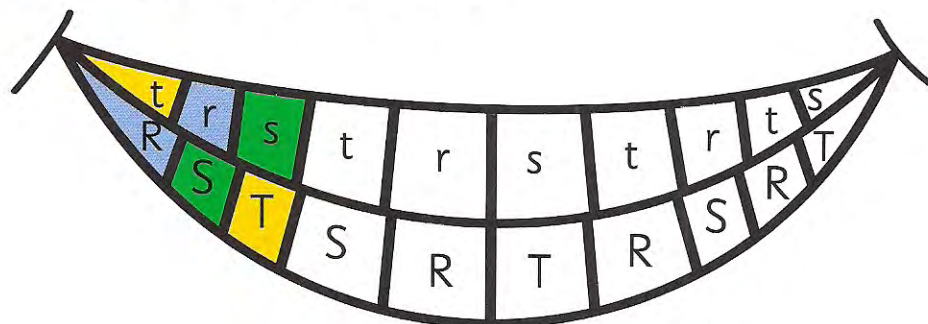


table

1 Write.



2 Look and color.




3 Look, match, and write.

tiger


truck

train

table



_____ t i g e r _____

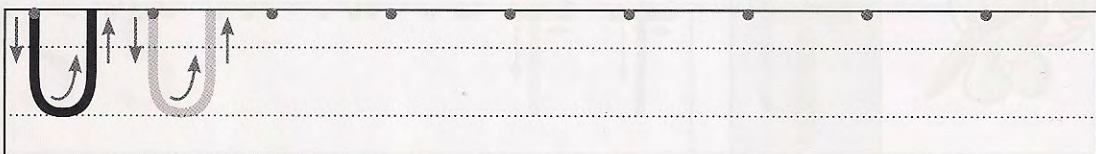

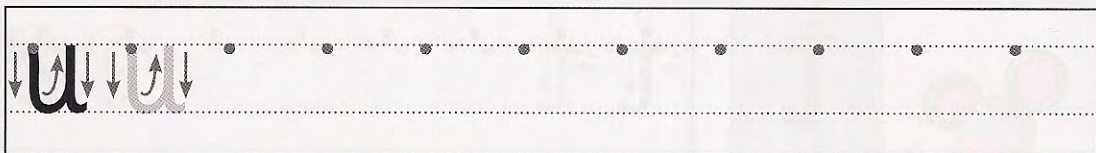




umbrella

1



Write.



2




Look and circle the "u" words.



3




Write and color.



Maskman has a
p _ rple g _ itar.



Sally has a
bl _ e _ mbrella.

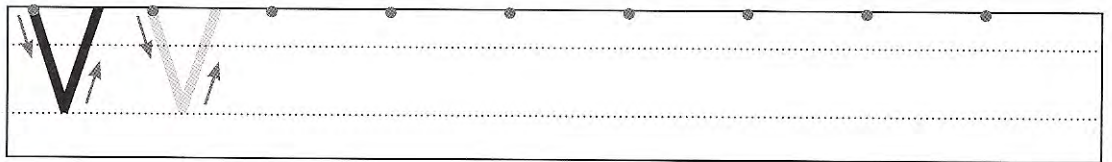
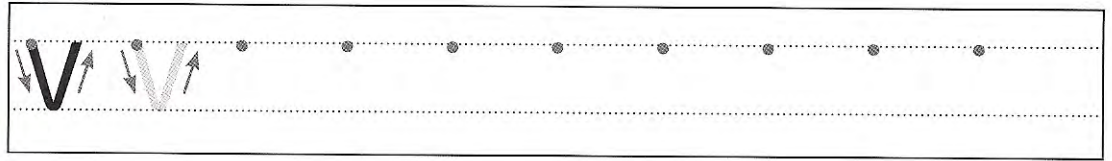


van

1



Write.



2



Circle v and V.



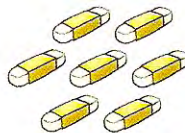
3



How many? Count and write.



f i v e



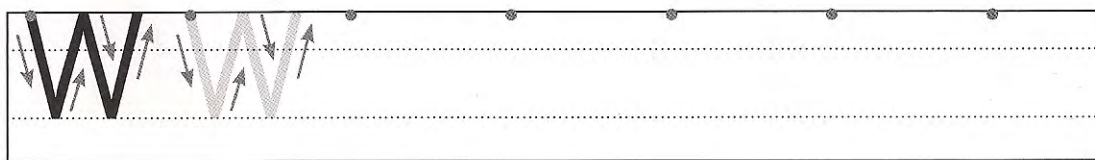
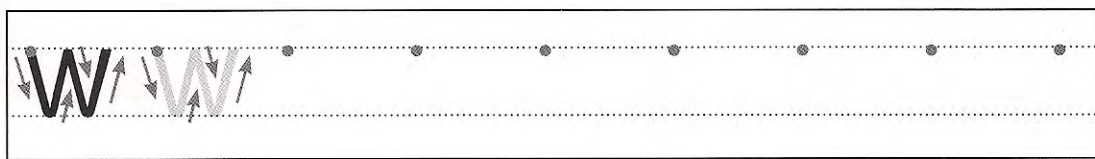

I can write ...






window

1 Write.



2 Look and color.

rstuvw



3 Match and write.



window

white


two

swim



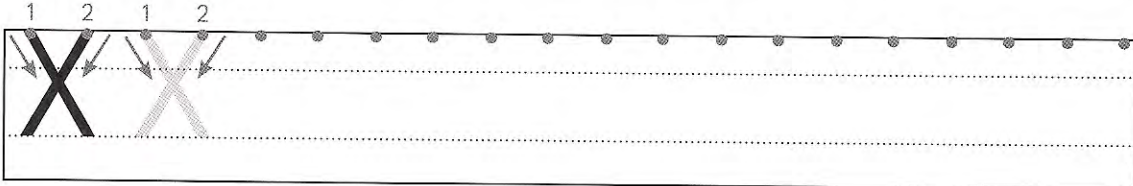
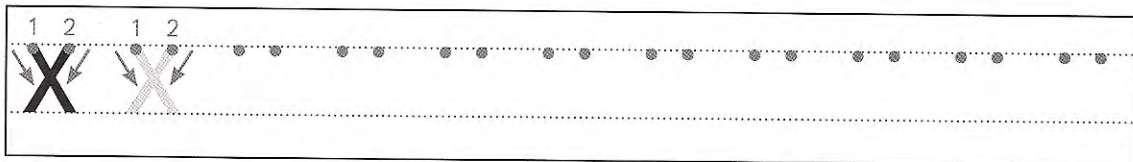

2

t w o


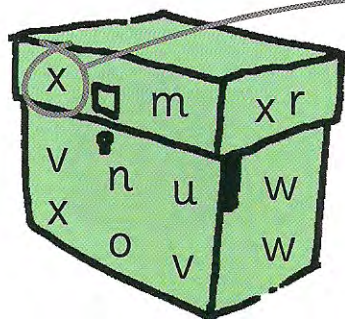


box


1 Write.



2 Circle and match x and X.



3 Circle and write.




6

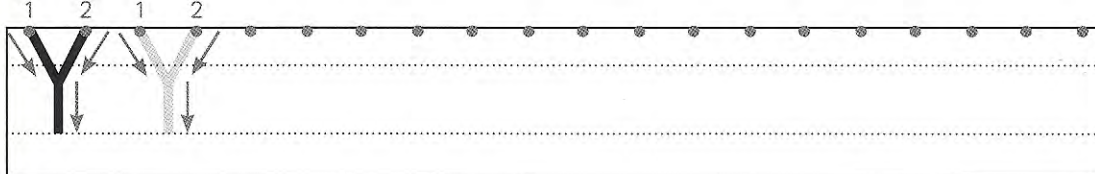
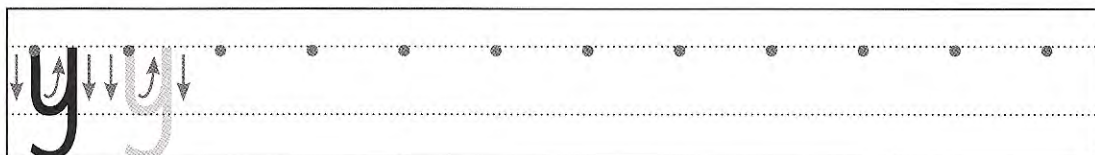


FOX





1 Write.



2 Circle the words with "y." Match.



yoyo

guitar

eye




happy


sad

3 Write the first letter.



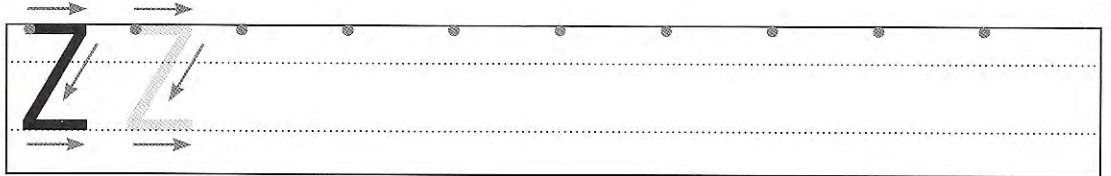
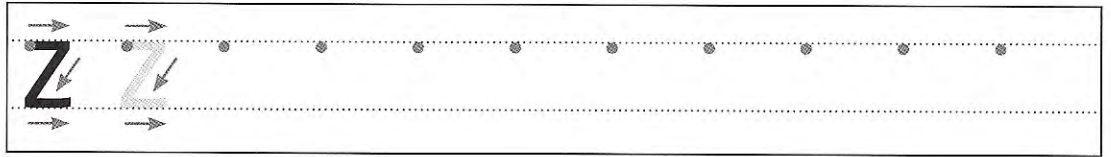
p





zebra


1 Write.



2 Color the words with "z."



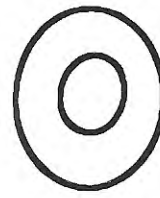
zebra



pizza



seven

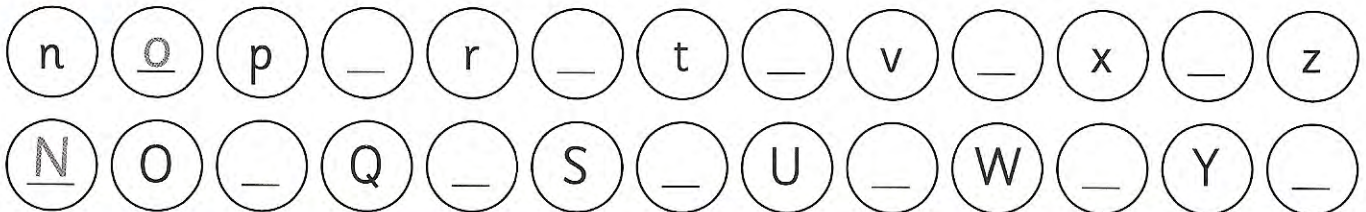


zero



Suzy

3 Write.



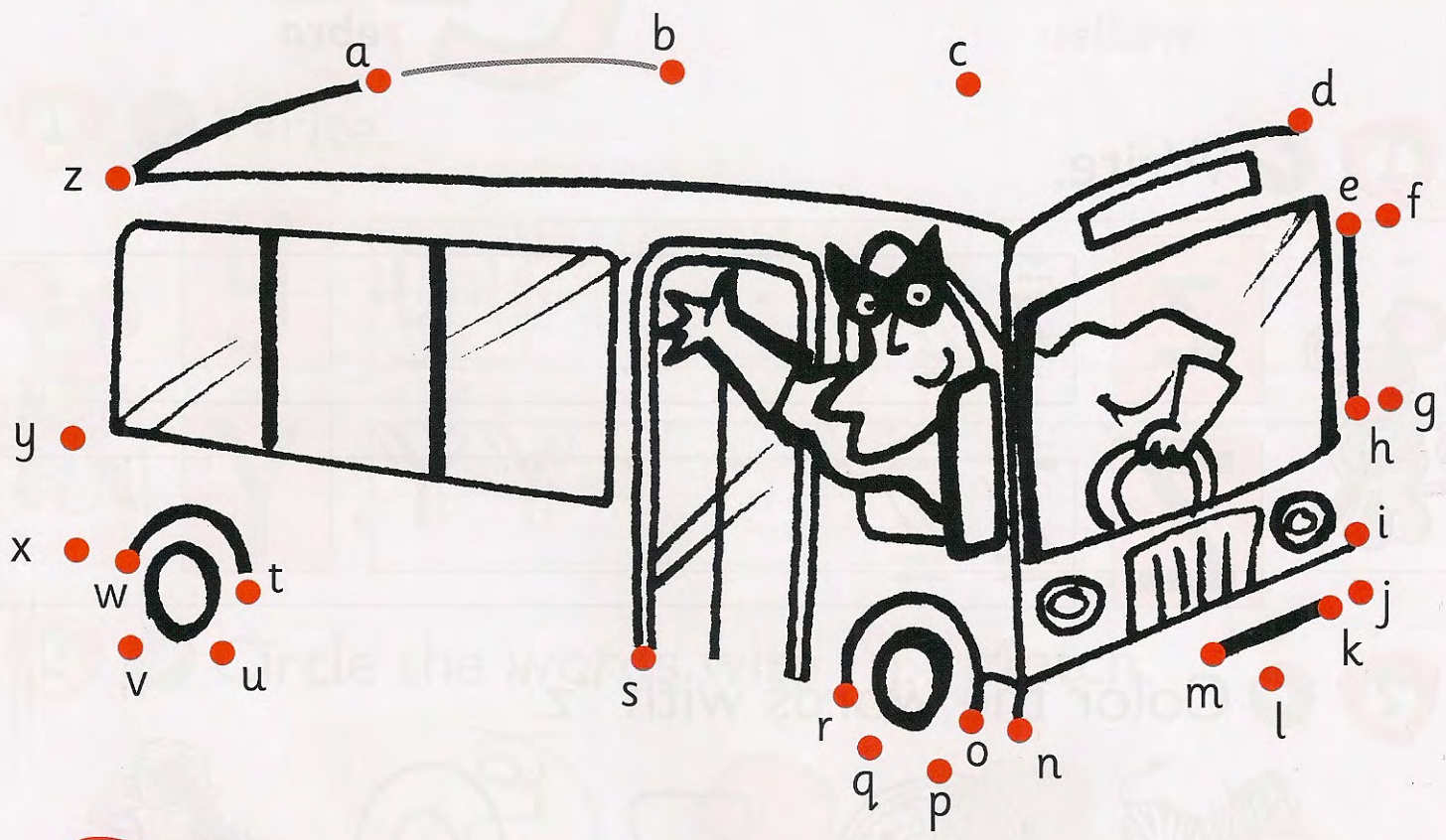
I can write ...





My alphabet





1 Connect the dots a-z. Color.








2 Find, write, and draw.

1 c a t _____	2 s i h f _____	3 x b o _____	4 t k i e _____	5 o g d _____	6 r a t s _____

3 Write the first letters. Make words.

1					<u>b</u> <u>o</u> <u>o</u> <u>k</u>
2	9				_____
3	7				_____
4					_____
5	4				_____

4 Match and write.


ye	    	ue	_____
bl		llow	_____
gr		nk	<u>pink</u>
r		een	_____
pi		ed	_____



My words

1 Say the alphabet. Write and color.

Aa



Bb




Cc



Dd



Ee




Ff




Gg



Hh



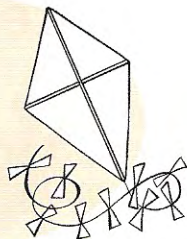
Ii



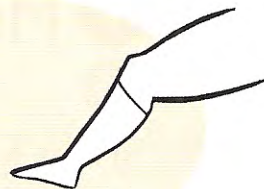
Jj



Kk



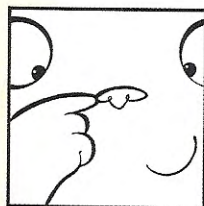
Ll



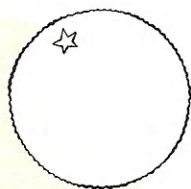
Mm



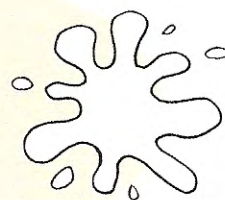
Nn



Oo



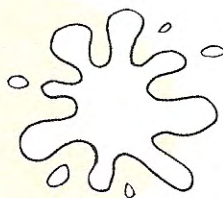
Pp




Qq



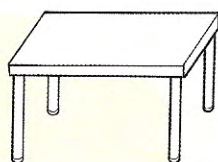
Rr



Ss




Tt




Uu




Vv



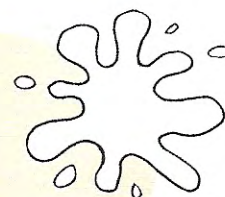
Ww



Xx




Yy



Zz



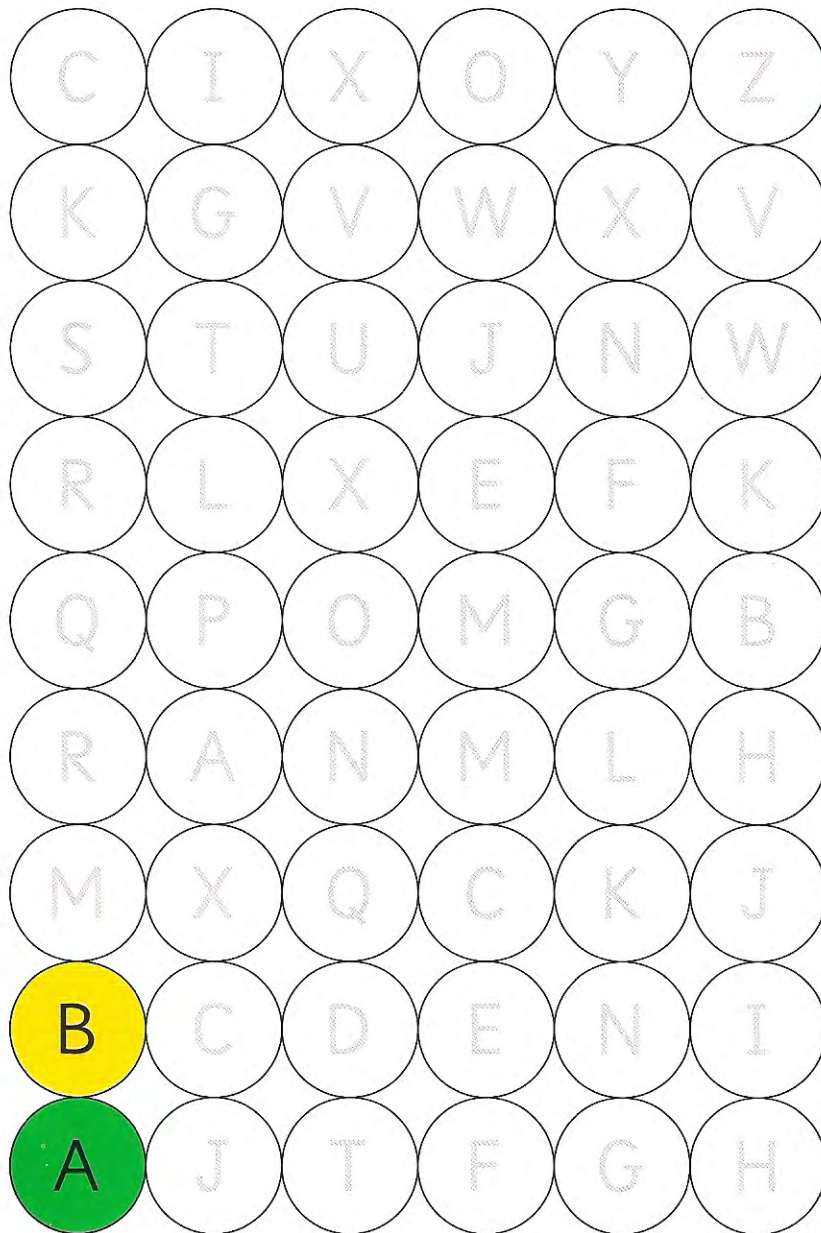


Puzzle page

1



Help Trevor find the pencils! Write and color A–Z.



Monty's Alphabet Book

Second Edition



Monty's Alphabet Book American English introduces the English alphabet to young children in a fun and enjoyable way!

- ★ Monty and his friends help children recognize the upper and lower case letters of the alphabet
- ★ Clear handwriting guidelines for every letter help children practice letter writing skills
- ★ Puzzles and fun exercises help to motivate children and provide a logical progression to word formation
- ★ Lively and engaging pictures bring words and letters to life
- ★ **Monty's Alphabet Book American English** can be used to supplement **Kid's Box American English** – or with any other course at this level

www.cambridge.org/elt/kidsboxamericanenglish



CAMBRIDGE
UNIVERSITY PRESS
www.cambridge.org

ISBN 978-1-107-43144-7



9 781107 431447 >